




# Travel Safe

## PACK A CARBON MONOXIDE (CO) ALARM WHEN YOU GO

### 1 HOTELS/VACATION RENTALS

- Remember to take a portable CO alarm along when traveling
- Not all hotels and vacation rentals are required to install CO alarms



**CO Sources:** Gas appliances, attached parking garages, fireplaces, gas powered construction/maintenance equipment

### 2 RVs/TENTS

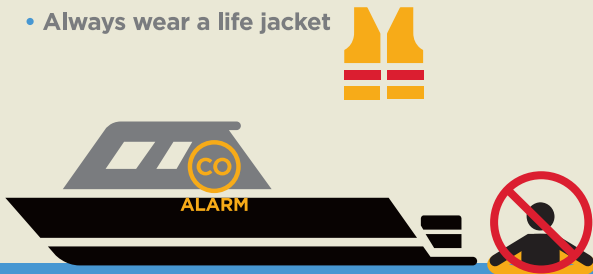
- Install/maintain CO alarms\* in RVs; pack a battery-powered alarm for use in a tent
- Never use a charcoal grill inside a tent or RV
- Always operate gas generators as far away as possible from tents + RVs



**CO Sources:** RV exhaust, gas BBQs, charcoal grills, fuel burning equipment (campstoves, heaters, lanterns), gas generators, LP gas appliances

### 3 BOATS

- Install CO alarms\* in enclosed areas of a boat
- Seat children in forward areas, away from exhaust
- Do not let anyone swim under or around the swim platform—CO can build up to dangerous levels in this area and be fatal in seconds
- Always wear a life jacket



**CO Sources:** Engine exhaust, gas generators, gas appliances, portable gas heaters

*\*choose alarms rated for RV or marine use*

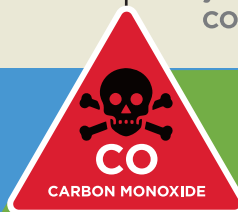
### 4 OTHER PLACES

Are CO Alarms installed where your family spends time?

- Workplace
- School
- Daycare
- Church
- Friend's house (think sleepovers)
- Grandma and Grandpa's house



**Not sure?** Pack a portable CO alarm in your child's backpack, donate alarms to your church, put an alarm near your desk at work, make sure your parents have working CO alarms in their home



See other side for ways to stay CO safe at home

